



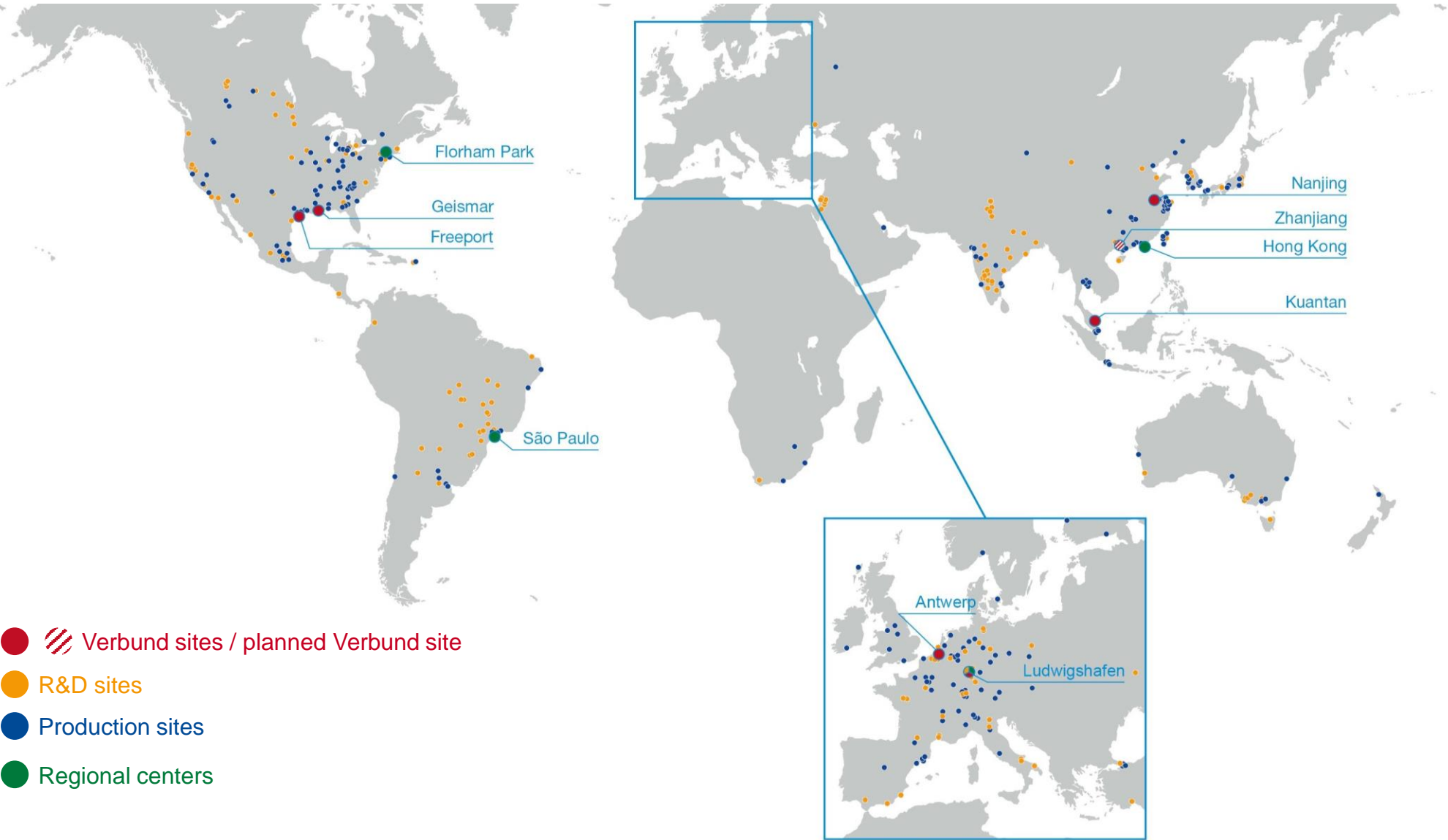
# 2021 Facts & Figures Asia Pacific

# BASF – We create chemistry

- Our chemistry is used in almost all industries.
- We combine economic success, social responsibility and environmental protection.
- Sales 2021: €78.6 billion
- EBIT before special items 2021: €7.8 billion
- Employees (as of December 31, 2021): 111,047
- 6 Verbund sites and 232 other production sites
- Around 90,000 customers from various sectors in almost every country in the world



# BASF worldwide: sites





# Innovation – new processes, technologies and products for a sustainable future

Resource-efficient solutions and business models to decouple growth from the consumption of finite resources



## Our success factors:

Customer focus,  
digitalization,  
creativity,  
efficiency and  
collaboration  
with external  
partners

Global expenditures for research and development over **€ 2.2 billion**, world leader in chemical industry

Approximately **10,000** employees world-wide involved in research and development

Around **820** new patents filed in 2021

Global Know-How Verbund with external partners



# BASF Asia Pacific: At a glance



Present in **19** markets



~ **70** production sites\*



**19,976** employees\*\*



~ **€21.2 billion** sales in 2021\*\*\*



~ **€3.2 billion** EBIT in 2021

\* Some sites are not shown due to scale. Site and office numbers refer to companies of significant size where BASF holds a stake greater than 50%.

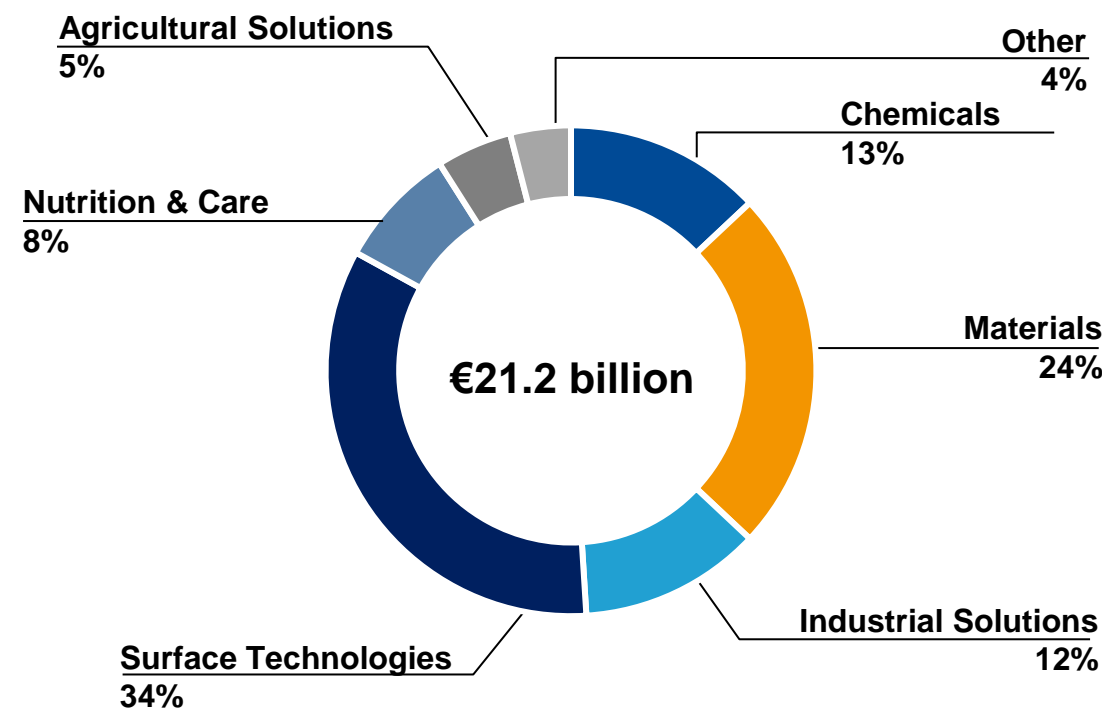
\*\* Employee number as of December 31, 2021

\*\*\* Sales by location of customer as of December 31, 2021



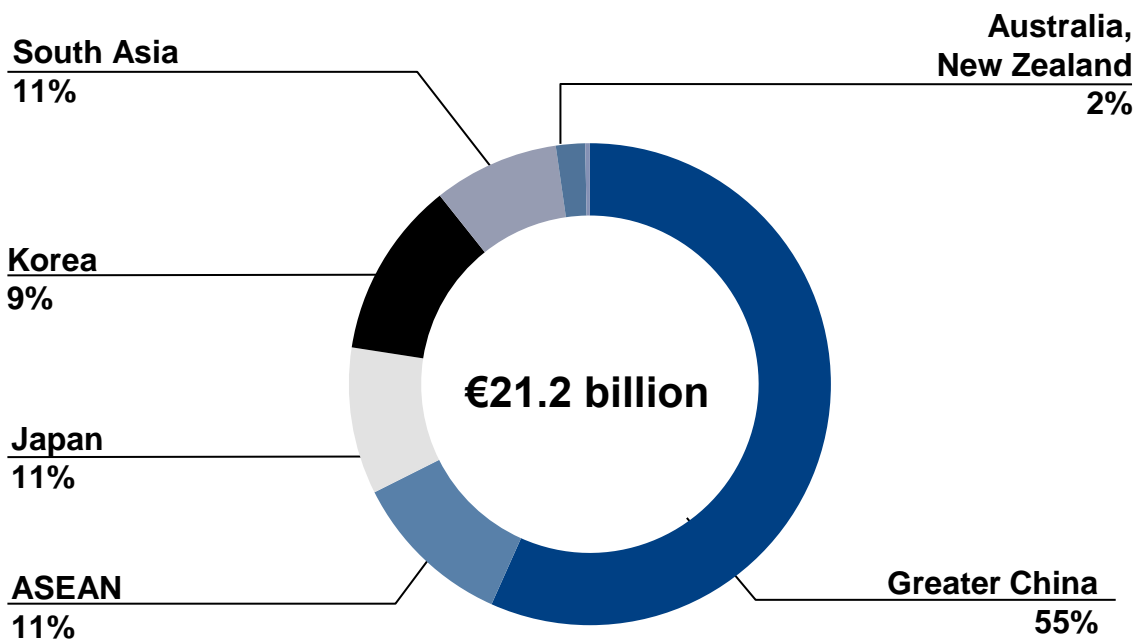
# BASF Asia Pacific: 2021 sales\*

Sales\* by segment in 2021  
(billion €)



\*Sales to third parties by location of customer; figures do not include sales of joint ventures consolidated at equity such as BASF-YPC Ltd., Nanjing, China

Sales\* by market in 2021  
(billion €)



**South Asia:** India, Pakistan, Bangladesh, Sri Lanka  
**ASEAN:** Singapore, Philippines, Vietnam, Thailand, Indonesia, Malaysia, Myanmar, Cambodia

Remark: Total percentage may not add up to 100% due to rounding



# BASF in Asia Pacific: Major R&D sites



## Innovation Campus, Shanghai, China



Focus: Advanced materials and systems research, chemical process engineering, environmental catalysts research, development activities covering a wide range of customer industries, Creation Center

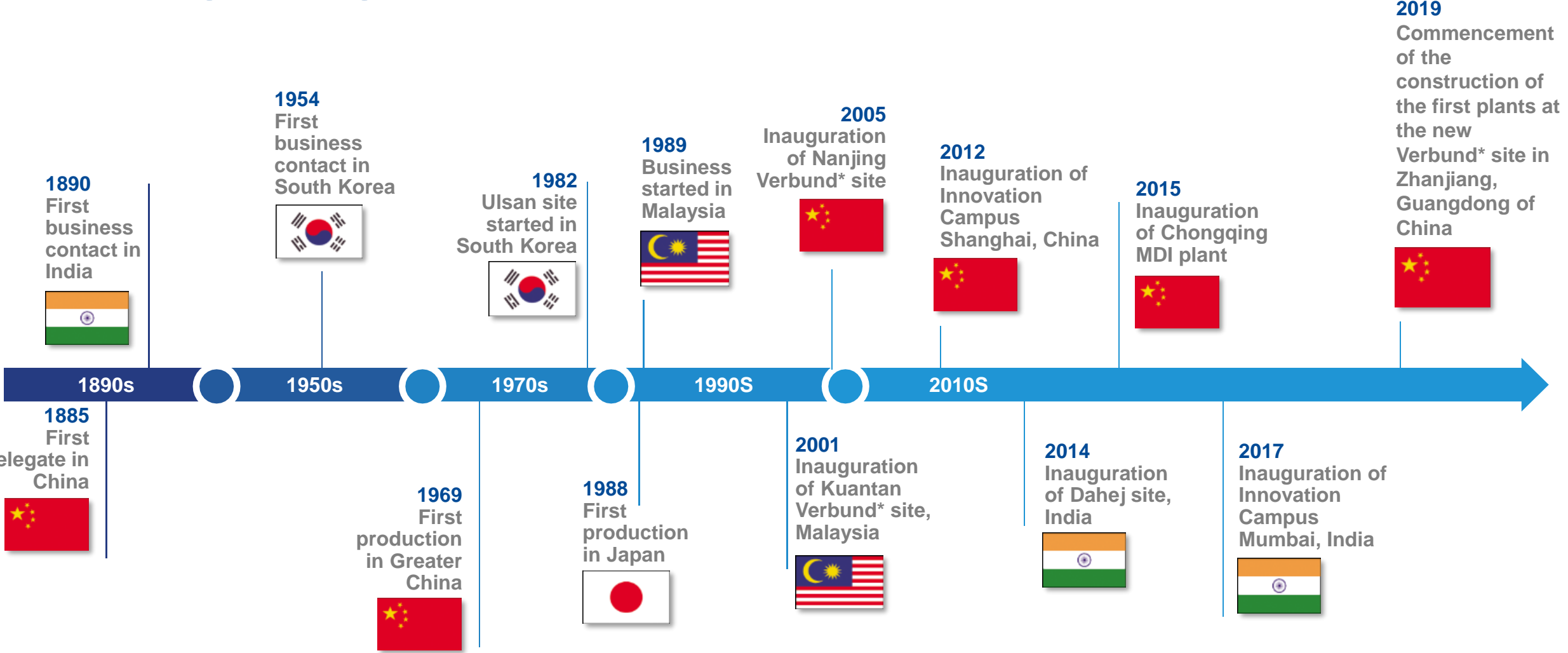


## Innovation Campus Mumbai, India



Focus: Crop protection, process development, specialty chemicals, development activities covering a wide range of customer industries, Creation Center

# BASF is growing in and with Asia Pacific



\*An integrated production complex where the manufacturing plants are interconnected to ensure that products, by-products and energy are used efficiently and intelligently, and that costs and environmental impact are minimized.



# BASF's segments



## Materials

Performance  
Materials  
Monomers


## Chemicals

Petrochemicals  
Intermediates



## Surface Technologies

Catalysts  
Coatings



## Industrial Solutions

Dispersions &  
Pigments  
Performance  
Chemicals



## Agricultural Solutions



## Nutrition & Care

Care Chemicals  
Nutrition & Health





We create chemistry

## Markets and Verbund sites



# Greater China

- Mainland China, Hong Kong, Taiwan



**31** production sites\*



**11,070** employees\*\*



**~ €12 billion** sales\*\*\* in 2021



- \* Site number as of December 31, 2021
- \*\* Employee number as of December 31, 2021
- \*\*\* By location of customer as of December 31, 2021

All figures refer to BASF entities fully consolidated according to IFRS 10/11.



# ASEAN

- Singapore, Malaysia, Indonesia, Thailand, Vietnam, Philippines, Myanmar, Cambodia



12 production sites\*



4,032 employees\*\*



~ €2.3 billion sales\*\*\* in 2021



\* Site number as of December 31, 2021

\*\* Employee number as of December 31, 2021

\*\*\* By location of customer as of December 31, 2021

All figures refer to BASF entities fully consolidated according to IFRS 10/11.



# Japan



6 production sites\*



920 employees\*\*



~ €2 billion sales\*\*\* in 2021



\* Site number as of December 31, 2021

\*\* Employee number as of December 31, 2021

\*\*\* By location of customer as of December 31, 2021

All figures refer to BASF entities fully consolidated according to IFRS 10/11.

**BASF**  
We create chemistry

# South Asia

■ India, Pakistan, Bangladesh, Sri Lanka



1 publicly listed company



8 production sites\*



2,311 employees\*\*



~ €2.5 billion sales\*\*\* in 2021



\* Site number as of December 31, 2021

\*\* Employee number as of December 31, 2021

\*\*\* By location of customer as of December 31, 2021

All figures refer to BASF entities fully consolidated according to IFRS 10/11.





# Korea



8 production sites\*



1,221 employees\*\*



~ €1.7 billion sales\*\*\* in 2021



- \* Site number as of December 31, 2021
- \*\* Employee number as of December 31, 2021
- \*\*\* By location of customer as of December 31, 2021

All figures refer to BASF entities fully consolidated according to IFRS 10/11.

# Australia and New Zealand



6 production sites\*



380 employees\*\*



~ €415 million sales\*\*\* in 2021



- \* Site number as of December 31, 2021
- \*\* Employee number as of December 31, 2021
- \*\*\* By location of customer as of December 31, 2021

All figures refer to BASF entities fully consolidated according to IFRS 10/11.



# Verbund Site Nanjing

**Employees (BASF-YPC  
Company Limited)**

2,006\*

**Site area**

2.42 km<sup>2</sup>

**Sales products**

~ 3 million metric tons  
p.a.

**Road**

21.8 km

**Rail**

4.2 km

**Pipelines**

434 km (outside)  
736 km (inside)

**Production facilities**

33 production plants

**Investment**

5.5 billion USD



\*Employee number as of December 31, 2021



# Verbund Site Kuantan

Employees (BASF- PETRONAS Chemicals)	943*
Site area	1.36 km², Gebeng site 0.14 km², Port Tank Farm
Sales products	~ 680,000 metric tons p.a.
Road	17km
Pipelines	434 km (outside) 736 km (inside)
Production facilities	14 production plants
Investment	Phase 1: MYR 3.4 Billion Phase 2: MYR 2.0 Billion



*\*Employee number as of December 31, 2021. The data are combined 100% total from BASF PETRONAS Chemicals and 100% from Toray BASF PBT Resins, which is located at the BASF PETRONAS Chemicals site, without BASF Services.*





We create chemistry