




Access procedure BASF Antwerp Contractors

 **BASF**
We create chemistry

Access procedure BASF Antwerp for Contractors

1

TO DO before coming to BASF:
Pre-announcement in Pass@ge, upload required documents,
watch safety introduction, where applicable: request Drive-in
permit, make appointment for groups



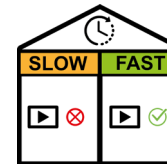
2

Parking @ gate 6
Pick & Drop Zone to let passengers off



3

Wait outside, entry through container: via Fast Lane (only
safety test) or Slow Lane (safety intro + test)



4

Enter the site, respecting the safety rules

1. TO DO before coming to BASF: Access procedure

■ PRE-ANNOUNCEMENT (Pass@ge)

- ▶ See list of documents required when checking in on the BASF website:

[Contractors \(basf.com\)](https://www.basf.com/contractors)



■ Where applicable:

▶ Request **DRIVE-IN PERMIT**:

- Request is only possible in advance
- Request must be made by Contractor Dispatcher in the digital application CarPer (<https://carper.basf.com>) and is possible as soon as a contractor employee is registered in Pass@ge

- ▶ **APPOINTMENT**: make an appointment for groups in advance with FPB (fpb@basf.com) at least 1 week in advance

- **PRE-EDUCATION**: watch safety introduction before coming to BASF
= save time
= preferential treatment (Fast Lane)



<https://www.basf.com/be/nl/who-we-are/Group-Companies/BASF-Antwerpen/Working-on-site/Safety-instructions.html>

EN

See next slide for more languages.

1. Safety introduction QR



NL



EN



FR



DE



IT



PT



RU



BG



ES



HR



HU



PL



RO



SK

2. Parking and Pick & Drop Zone



Contractors must use this parking and the Pick & Drop zones.

New, temporary measure:
from 1/7/'23 to 1/12/'23 , new
contractor employees can only enter
the BASF site through gate 6 and not
through gate 1

3. Entry: wait outside, entry through container via Fast Lane or Slow Lane

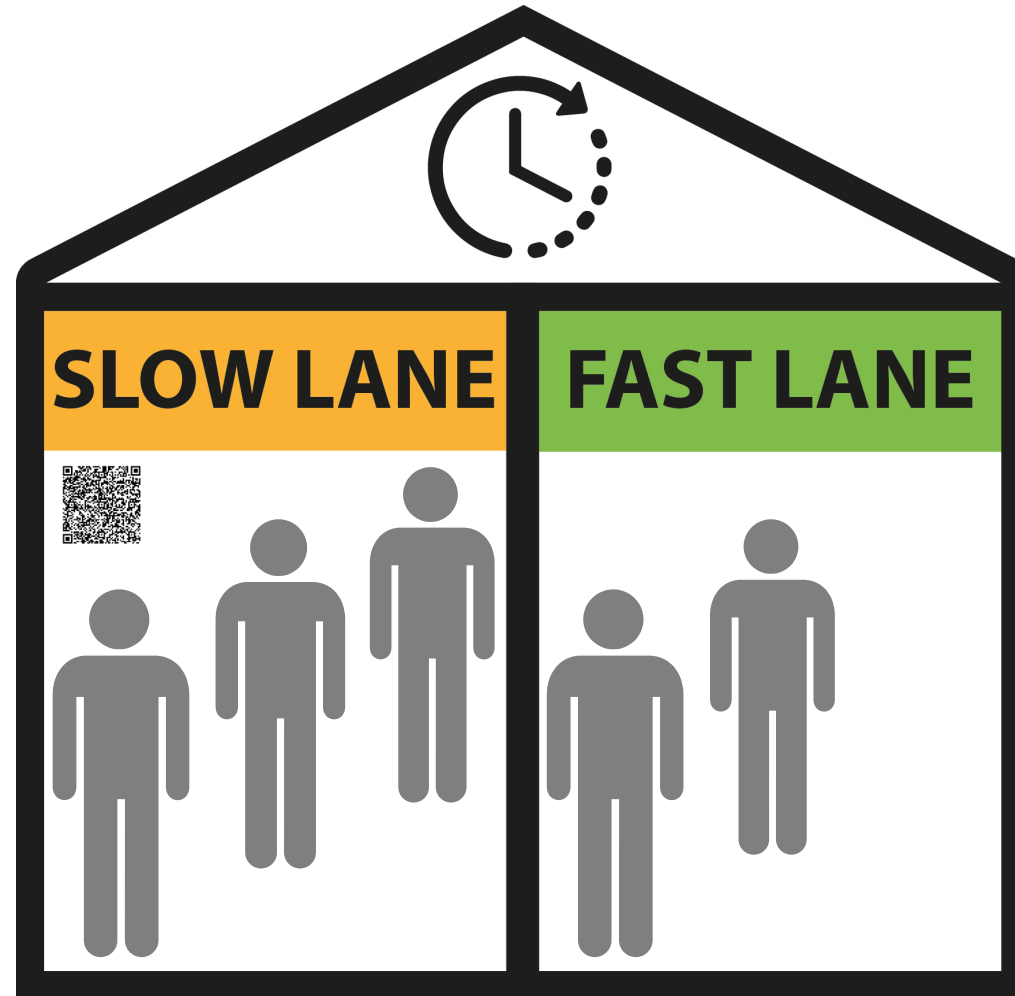
**No pre-announcement
= no entry**



- **Safety intro not OK:**
film + test
- Possibility to scan QR-code with smartphone and watch safety intro



- **Transfer to Fast Lane**



- **Safety intro OK:**
only test
- Fast Lane = priority

Points of attention, please:

- present a valid identity card or travel passport upon registration (in addition to other, required documents mentioned on the BASF website)
- notice that possession of the A1 Certificate, if required, is systematically checked. Non-EEA employees will not be allowed access to our site if they cannot provide an A1 certificate. For EEA employees (including Switzerland) we will work with a transition period and we will temporarily accept the submission of an application for an A1 Certificate, pending a final A1 Certificate, which must be submitted within a period of 1 month at the latest.
- use the procedure for entry and exit of materials described on the BASF website
- ensure that new contractor employees are accompanied by the contractor representative in the reception area in F1001. The representative of the contractor company accompanies them during the entire access procedure and on their way to the place of employment and informs them about the company-specific risks and alarm plan.
- do not bring any equipment / backpacks in the reception room / the safety intro room
- when entering and leaving the site, have your personal bag / backpack with you and not leave it in the vehicle



We create chemistry